

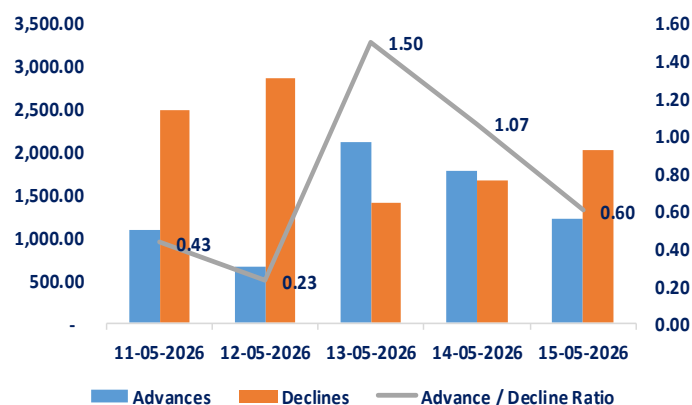
Date	Nifty	Sensex	Gold \$*	Silver \$*
08-05-2026	24,176.15	77,328.19	4,726.08	80.69
15-05-2026	23,643.50	75,237.99	4,553.56	78.46
<b>Weekly Price % Change</b>	<b>-2.20%</b>	<b>-2.70%</b>	<b>-3.65%</b>	<b>-2.76%</b>

\* Prices as of 4:25 PM - 15th May 2026

## Volume Shockers (15/05/2026)

NSE Symbol	Volume	LTP	% Change
JPOWER	737953935	18.95	6.10
BHARATCOAL	244691300	38.22	7.30
SAREGAMA	95651377	402.20	4.59
NAZARA	58867447	303.00	13.91
SHADOWFAX	25860768	189.00	14.93
RHETAN	24064389	26.55	0.72
PRICOLLTD	14957322	614.00	7.35
GESHIP	9754061	1550.70	4.43
CHAMBLFERT	9497223	452.25	6.51
PVTBANKADD	8554420	27.00	1.77

## Weekly Advances/Declines



## Top Gainers/Losers

### NIFTY

Company Name	Close(15-05-2026)	Close(08-05-2026)	% Gains	Company Name	Close(15-05-2026)	Close(08-05-2026)	% Loss
ADANIANT	2718.00	2502.00	8.63%	TITAN	4164.80	4517.00	-7.80%
ONGC	299.60	279.30	7.27%	RELIANCE	1339.00	1436.00	-6.75%
CIPLA	1428.70	1348.00	5.99%	SHRIRAMFIN	936.00	1003.05	-6.68%
TATACONSUM	1235.00	1176.60	4.96%	TECHM	1367.50	1460.90	-6.39%
BHARTIARTL	1904.00	1834.70	3.78%	JIOFIN	233.36	249.01	-6.28%

### NIFTY Mid-Cap

Company Name	Close(15-05-2026)	Close(08-05-2026)	% Gains	Company Name	Close(15-05-2026)	Close(08-05-2026)	% Loss
OIL	518.8	454	14.3%	PRESTIGE	1330.1	1495.5	-11.1%
MCX	3378	3098	9.0%	SWIGGY	255.3	282.8	-9.7%
LAURUSLABS	1314.8	1225.2	7.3%	GODREJPROP	1706	1874.7	-9.0%
INDUSTOWER	428.55	402.8	6.4%	ASHOKLEY	153.64	168.77	-9.0%
MANKIND	2504.9	2423	3.4%	PERSISTENT	4694.9	5115	-8.2%

### NIFTY Small-Cap

Company Name	Close(15-05-2026)	Close(08-05-2026)	% Gains	Company Name	Close(15-05-2026)	Close(08-05-2026)	% Loss
CROMPTON	301.80	293.15	3.0%	KAYNES	3,276.00	4,497.00	-27.2%
NATCOPHARM	1,204.00	1,174.90	2.5%	COHANCE	424.95	487.00	-12.7%
ASTERDM	760.00	742.00	2.4%	KFINTECH	809.55	918.00	-11.8%
WELCORP	1,309.50	1,281.10	2.2%	POONAWALLA	413.00	461.50	-10.5%
NH	1,845.00	1,820.00	1.4%	IGL	152.02	165.99	-8.4%

## NIFTY Sectoral Indices

Sectoral Indices	Close(15-05-2026)	Close(08-05-2026)	% Gains	Sectoral Indices	Close(15-05-2026)	Close(08-05-2026)	% Loss
NIFTY PHARMA	24,634.80	24,110.30	2.18%	NIFTY REALTY	756.30	823.60	-8.17%
NIFTY HEALTHCARE INDEX	15,751.95	15,416.80	2.17%	NIFTY IT	27,716.90	29,394.20	-5.71%
NIFTY METAL	13,300.60	13,050.95	1.91%	NIFTY CONSUMER DURABLES	35,555.60	37,314.00	-4.71%
NIFTY500 HEALTHCARE	20,140.55	19,827.10	1.58%	NIFTY AUTO	26,070.70	27,259.85	-4.36%
NIFTY MIDSMALL HEALTHCARE	48,037.15	47,641.05	0.83%	NIFTY PSU BANK	8,027.20	8,371.95	-4.12%

## Weekly Pivot Table

Sr.no	Indices	Close(15-05-2026)	R2	R1	PP	S1	S2
1	NIFTY50	23,643.50	24,369.40	24,001.95	23,634.50	23,267.05	22,899.60
2	NIFTY NEXT 50	69,280.25	72,314.22	70,925.27	69,536.32	68,147.37	66,758.42
3	NIFTY BANK	53,710.35	55,778.98	54,873.56	53,968.13	53,062.71	52,157.28
4	NIFTY FINANCIAL SERVICES	25,343.85	26,339.02	25,872.47	25,405.92	24,939.37	24,472.82
5	NIFTY MIDCAP SELECT	14,168.90	14,690.83	14,435.81	14,180.78	13,925.76	13,670.73
6	SENSEX	75,237.99	77,894.37	76,622.35	75,350.33	74,078.31	72,806.29

## Major Events of the Week


- **China:** China's annual inflation accelerated to 1.2% in April 2026, exceeding market expectations. Transport costs picked up significantly, amid higher energy prices and supply chain disruptions linked geopolitical tensions. On the food side, prices fell 1.6%, reflecting persistently weak pork prices and declines in costs of fresh vegetables and fresh fruits.
- **UK:** UK retail sales decreased by 3.4% yoy in April 2026. The latest figure marked the first contraction in retail activity since November 2024, highlighting a notable deterioration in consumer demand. Retailers attributed the slowdown to uncertainty surrounding the Iran conflict, which fuelled concerns over higher living costs.
- **India:** The annual inflation rate in India inched higher to 3.48% in April of 2026, marking the fastest inflation rate in one year. Food inflation jumped to 4.2% while, consumer prices for transportation did not increase despite the increase in wholesale energy prices.
- **USA:** The annual inflation rate in the US accelerated to 3.8% in April 2026, the highest since May 2023. Energy costs jumped 17.9%, compared to 12.5% in March, mostly due to gasoline and fuel oil. Core inflation rate also edged higher, to 2.8% yoy, from 2.6% in March.
- **Japan:** Japan's current account surplus increased to JPY 4,681.5 billion in March 2026, marking the largest amount on record. The export growth outpaced imports. While, the primary income surplus widened to JPY 4,630.7 billion from JPY 3,832.6 billion, secondary income deficit narrowed to JPY 522.0 billion from JPY 778.9 billion, and the services account deficit widened sharply to JPY 257.8 billion from JPY 39.8 billion.
- **UK's GDP:** The GDP in the UK expanded 0.3% mom in March 2026, defying expectations. Services were the main driver, rising 0.3%. The gains were partly offset by a 0.2% decline in wholesale and retail trade.
- **USA's Balance of Trade:** US export prices rose by 5.6% yoy in March 2026, the most since November 2022. Non-agricultural export prices surged 5.8% while the price index for agricultural exports increased 3.4%. US import prices advanced 2.1% yoy in March 2026, marking the strongest yoy gain since December 2024.

## Weekly Global Economic Calendar



# Weekly Global Economic Calendar

(18<sup>th</sup> May 2026 to 22<sup>nd</sup> May 2026)

### MON MAY 18

 **CHINA** : 07:00 AM; House Price Index YoY APR  
07:30 AM; Industrial Production YoY APR  
07:30 AM; Retail Sales YoY APR  
07:30 AM; Fixed Asset Investment (YTD) YoY APR

### TUE MAY 19

 **JAPAN** : 05:20 AM; GDP Growth Rate Prel Q1  
10:00 AM; Industrial Production Final MAR  
 **US** : 05:45 PM; ADP Employment Change Weekly  
07:30 PM; Pending Home Sales APR  
 **UK** : 11:30 AM; Unemployment Rate MAR




### WED MAY 20

 **INDIA** : 05:00 PM; Infrastructure Output YoY APR  
 **CHINA** : 06:45 AM; Loan Prime Rate 1Y/5Y MAY  
 **US** : 02:00 AM; API Crude Oil Stock Change MAY/15  
04:30 PM; MBA 30-Year Mortgage Rate MAY/15  
08:00 PM; EIA Crude Oil/Gasoline Stocks Change MAY/15  
11:30 PM; FOMC Minutes  
 **UK** : 11:30 AM; Inflation/ Core Inflation Rate APR

### THU MAY 21

 **INDIA** : 10:30 AM; HSBC Composite/Manufacturing/ Services PMI Flash MAY  
 **JAPAN** : 05:20 AM; Balance of Trade APR  
05:20 AM; Exports/Imports APR  
05:20 AM; Machinery Orders MAR  
06:00 AM; S&P Global Manufacturing/Services/ Composite PMI Flash MAY  
 **US** : 06:00 PM; Housing Starts APR  
06:00 PM; Initial Jobless Claims MAY/16  
06:00 PM; Building Permits Prel APR  
07:15 PM; S&P Global Composite/Manufacturing/ Services PMI Flash MAY  
 **UK** : 02:00 PM; S&P Global Manufacturing/Services/Composite PMI Flash MAY

### FRI MAY 22

 **INDIA** : 05:00 PM; Bank Loan Growth YoY MAY/15  
05:00 PM; Deposit Growth YoY MAY/15  
05:00 PM; Foreign Exchange Reserves MAY/15  
 **JAPAN** : 05:00 AM; Inflation/Core Inflation Rate YoY APR  
 **UK** : 04:31 AM; Gfk Consumer Confidence MAY  
11:30 AM; Retail Sales APR

Timings in IST Disclaimer: The above mentioned data/ information have ensured the high quality and accuracy of the content of the SSL Global Economic Calendar. Users may carry out due diligence before using any data/information herein, Stockholding Services Ltd (SSL) will not be responsible for any discrepancies/disputes arising out of such use.

